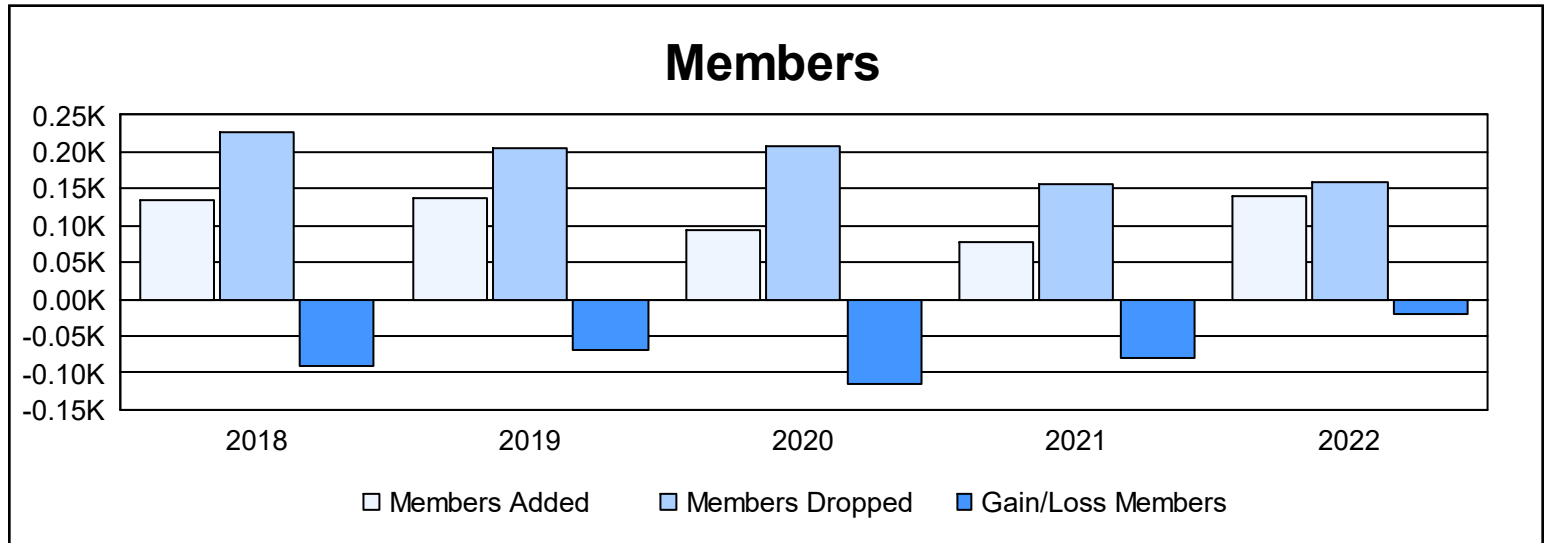
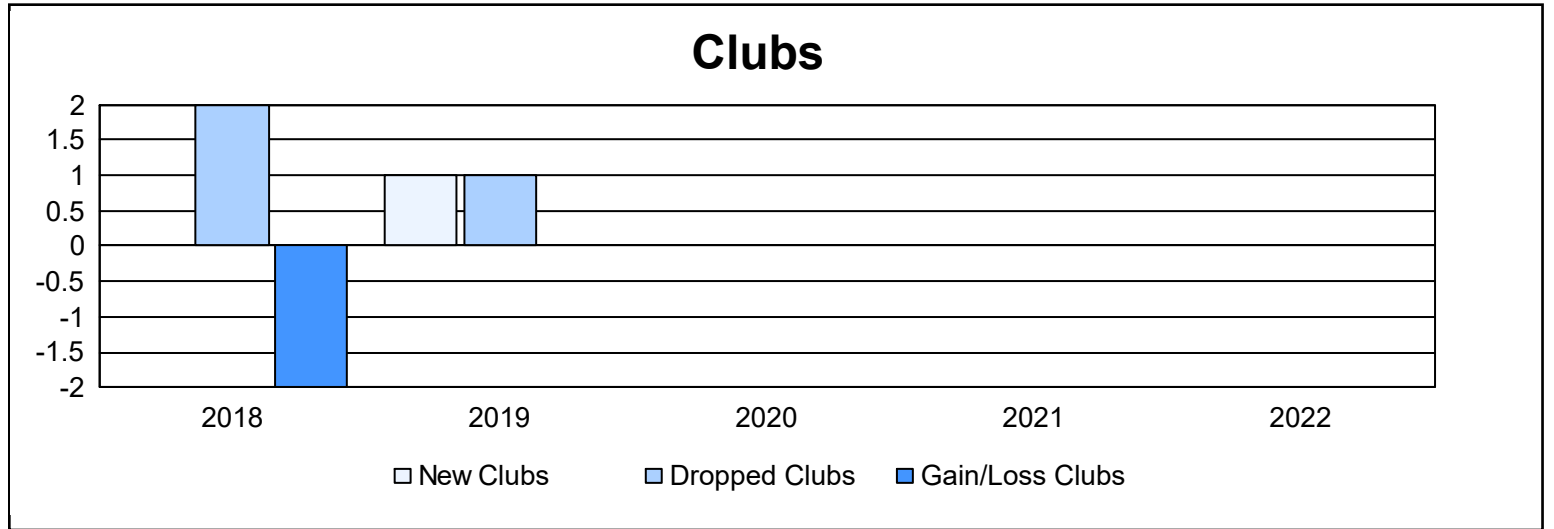
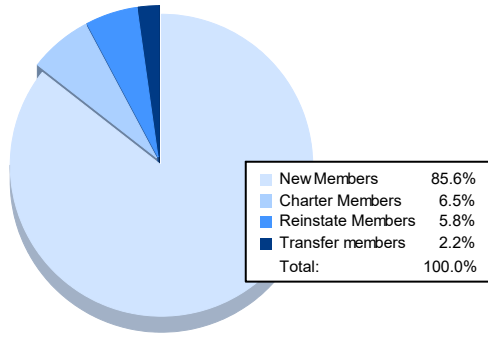


Year	New Clubs	Dropped Clubs	Gain/ Loss Clubs	New Members	Charter Members	Reinstate Members	Transfer Members	Total Member Added	Total Members Dropped	Gain/ Loss Members
2017-2018	0	2	-2	99	0	4	32	135	227	-92
2018-2019	1	1	0	102	20	6	10	138	206	-68
2019-2020	0	0	0	82	2	2	8	94	208	-114
2020-2021	0	0	0	58	6	7	6	77	157	-80
2021-2022	0	0	0	119	9	8	3	139	160	-21
<b>Average</b>	<b>0</b>	<b>1</b>	<b>0</b>	<b>92</b>	<b>7</b>	<b>5</b>	<b>12</b>	<b>117</b>	<b>192</b>	<b>-75</b>



### Membership Composition June 2022 Cumulative



### Gender Composition June 2022 Cumulative

